

## Cable Glands DQM-CF Series Explosion-proof Cable Glands (Ex db IIC Ex eb IIC) Armored Double Seal



Cable wiring




Steel pipe wiring

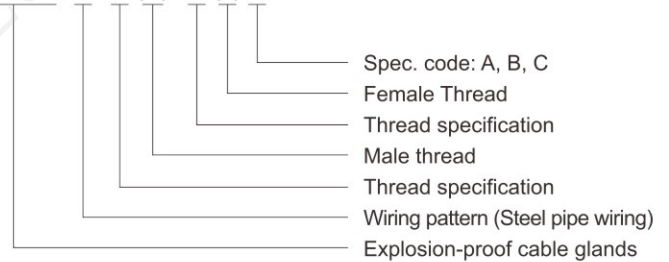
- ◆ Explosion protection to
  - CENELEC
  - IEC
  - NEC
- ◆ Can be used in
  - Zone 1 and Zone 2
  - Zone 21 and Zone 22
  - Class I, Zone 1 and Zone 2
  - Class I, Division 1, Groups A, B, C, D
- ◆ Ex db, Ex eb structure; available in stainless steel or nickel plated brass.
- ◆ Double seal, suitable for both armored cable.
- ◆ EMC Cable Gland. (360° contact) - EMC tested.
- ◆ For particular use with; cables that exhibit "cold flow" characteristics.

### Catalogue number logic

DQM-CF - D / □ □



DQM-CF - G / □ (M) / □ (F) □



### Technical data

#### Explosion-proof cable glands

#### DQM-CF (armored double seal)

#### Explosion protection

Global (IECEX)  
Gas and dust

IECEX TUR 20.0072X  
Ex db IIC Gb (only for M and NPT thread)  
Ex eb IIC Gb  
Ex tb IIIC Db

Europe (ATEX)  
Gas and dust

TÜV 20 ATEX 8593 X  
⊕ II 2 G Ex db IIC Gb (only for M and NPT thread)  
⊕ II 2 G Ex eb IIC Gb  
⊕ II 2 D Ex tb IIIC Db

#### Certificates

#### Conformity to standards

IECEX; ATEX  
EN 60079-0, EN 60079-1, EN 60079-7, EN 60079-31  
IEC 60079-0, IEC 60079-1, IEC 60079-7, IEC 60079-31

#### Gland material

Stainless steel or nickel plated brass

#### Degree of protection

IP66

#### Ambient temperature

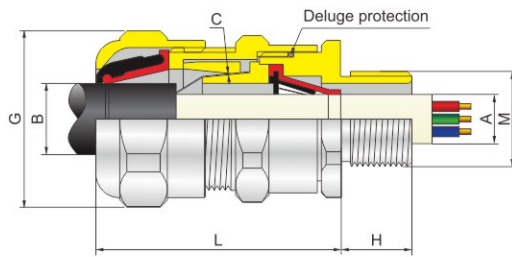
-60°C~+90°C

#### Connection thread

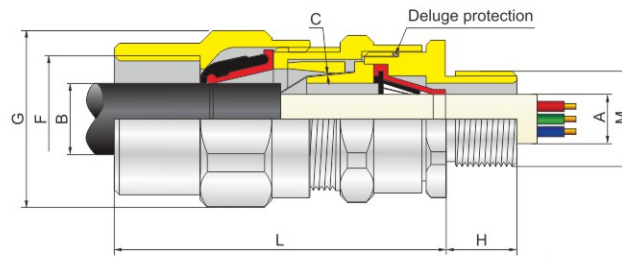
Metric thread is standard type; G thread or NPT thread is optional.

# Zones 1&2; 21&22

## Cable Glands DQM-CF Series Explosion-proof Cable Glands (Ex db IIC Ex eb IIC) Armored Double Seal



Cable wiring  
DQM-CF-D



Steel pipe wiring  
DQM-CF-G

### Selection table of cable wiring (DQM-CF-D)

Entry thread "M"		Spec. code	Cable outer diameter A (mm)		Cable outer diameter B (mm)		Armour/Braid(h)				Minimum thread length H (mm)	Nominal protrusion length L (mm)	Across corners G (mm)	Ordering code	Weight (kg)
Metric	NPT/G		Min	Max	Min	Max	Standard		Alternative (AR)						
							X	W	X	W					
M20	1/2"	A	4.0	8.0	5.5	12.0	0~0.6	0.8~1.4	0.4~1.0	1.0~1.6	15	62	31	722001	0.15
M20	1/2"	B	6.5	10.5	9.0	16.0	0~0.6	0.8~1.4	0.4~1.0	1.0~1.6	15	62	31	722002	0.15
M20	1/2"	C	8.5	14.5	12.5	20.5	0~0.6	0.8~1.4	0.4~1.0	1.0~1.6	15	64	37	722003	0.20
M25	3/4"	B	8.5	14.5	12.5	20.5	0~0.6	0.8~1.4	0.4~1.0	1.0~1.6	15	64	37	722004	0.22
M25	3/4"	C	11.0	19.5	17.0	26.0	0~0.7	1.0~1.5	0.5~1.2	1.2~2.0	15	68	45	722005	0.30
M32	1"	B	11.0	19.5	17.0	26.0	0~0.7	1.0~1.5	0.5~1.2	1.2~2.0	15	68	45	722006	0.33
M32	1"	C	17.0	25.5	22.0	33.0	0~0.8	1.0~1.5	0.5~1.4	1.4~2.3	15	74	54	722007	0.41
M40	1 1/4"	B	17.0	25.5	22.0	33.0	0~0.8	1.0~1.5	0.5~1.4	1.4~2.3	19	74	54	722008	0.45
M40	1 1/4"	C	23.0	32.0	28.0	41.0	0~1.0	1.0~1.6	0.5~1.5	1.5~2.5	19	82	65	722009	0.65
M50	1 1/2"	B	23.0	32.0	28.0	41.0	0~1.0	1.0~1.6	0.5~1.5	1.5~2.5	19	82	65	722010	0.76
M50	1 1/2"	C	29.0	39.0	36.0	52.5	0~1.0	1.0~1.6	0.5~1.5	1.5~2.5	19	94	77	722011	0.96
M63	2"	B	29.0	39.0	36.0	52.5	0~1.0	1.0~1.6	0.5~1.5	1.5~2.5	19	94	77	722012	1.18

### Selection table of cable wiring (DQM-CF-D)

Entry thread "M"		Entry thread "F"		Spec. code	Cable outer diameter A (mm)		Cable outer diameter B (mm)		Armour/Braid(h)				Minimum thread length H (mm)	Nominal protrusion length L (mm)	Across corners G (mm)	Ordering code	Weight (kg)
Metric	NPT/G	Metric	NPT/G		Min	Max	Min	Max	Standard		Alternative (AR)						
									X	W	X	W					
M20	1/2"	M20	1/2"	A	4.0	8.0	5.5	12.0	0~0.6	0.8~1.4	0.4~1.0	1.0~1.6	15	77	31	722024	0.18
M20	1/2"	M20	1/2"	B	6.5	10.5	9.0	16.0	0~0.6	0.8~1.4	0.4~1.0	1.0~1.6	15	77	31	722025	0.18
M20	1/2"	M25	3/4"	C	8.5	14.5	12.5	20.5	0~0.6	0.8~1.4	0.4~1.0	1.0~1.6	15	79	37	722026	0.24
M25	3/4"	M25	3/4"	B	8.5	14.5	12.5	20.5	0~0.6	0.8~1.4	0.4~1.0	1.0~1.6	15	79	37	722027	0.26
M25	3/4"	M32	1"	C	11.0	19.5	17.0	26.0	0~0.7	1.0~1.5	0.5~1.2	1.2~2.0	15	87	45	722028	0.34
M32	1"	M32	1"	B	11.0	19.5	17.0	26.0	0~0.7	1.0~1.5	0.5~1.2	1.2~2.0	15	87	45	722029	0.38
M32	1"	M40	1 1/4"	C	17.0	25.5	22.0	33.0	0~0.8	1.0~1.5	0.5~1.4	1.4~2.3	15	93	54	722030	0.47
M40	1 1/4"	M40	1 1/4"	B	17.0	25.5	22.0	33.0	0~0.8	1.0~1.5	0.5~1.4	1.4~2.3	19	93	54	722031	0.51
M40	1 1/4"	M50	1 1/2"	C	23.0	32.0	28.0	41.0	0~1.0	1.0~1.6	0.5~1.5	1.5~2.5	19	101	65	722032	0.73
M50	1 1/2"	M50	1 1/2"	B	23.0	32.0	28.0	41.0	0~1.0	1.0~1.6	0.5~1.5	1.5~2.5	19	101	65	722033	0.84
M50	1 1/2"	M63	2"	C	29.0	39.0	36.0	52.5	0~1.0	1.0~1.6	0.5~1.5	1.5~2.5	19	113	77	722034	1.06
M63	2"	M63	2"	B	29.0	39.0	36.0	52.5	0~1.0	1.0~1.6	0.5~1.5	1.5~2.5	19	113	77	722035	1.28

- Note:** 1. Standard material is nickel plated brass. Stainless steel is optional. Above weight is based upon nickel plated brass.  
2. Earth lug, shroud and cable clamp on request. See P6/47~48.  
3. Metric threads are 1.5mm pitch as standard, others thread pitch can be customized, please specify when ordering.

