

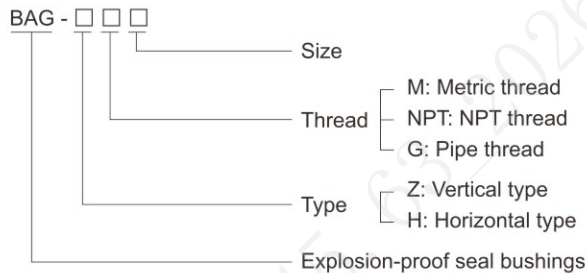
Accessories for Installation

BAG Series Explosion-proof Seal Bushings



- ◆ Explosion protection to
 - CENELEC
 - IEC
 - NEC
- ◆ Can be used in
 - Zone 1 and Zone 2
 - Zone 21 and Zone 22
 - Class I, Zone 1 and Zone 2
 - Class I, Division 1, Groups A, B, C, D
- ◆ Copper-free Aluminium Alloy, powder coated surface. (cast steel or stainless steel is optional)
- ◆ Widely used for isolating seal between pipes or pipes and explosion-proof enclosures.

■ Catalogue number logic



Technical data

Explosion-proof seal bushings

BAG-□□□

Explosion protection

Global (IECEX)
Gas and dust

IECEX CQM 13.0029X
Ex db IIC Gb
Ex eb IIC Gb
Ex tb IIIC Db

Europe (ATEX)
Gas and dust

EPT 14 ATEX 1124X
⊕ II 2 G Ex db IIC Gb
⊕ II 2 G Ex eb IIC Gb
⊕ II 2 D Ex tb IIIC Db
IECEX; ATEX; CU-TR

Certificates

Conformity to standards

EN 60079-0, EN 60079-1, EN 60079-7, EN 60079-31
IEC 60079-0, IEC 60079-1, IEC 60079-7, IEC 60079-31

Enclosure material

Copper-free Aluminium Alloy, powder coated surface. (cast steel or stainless steel is optional)
Note: Other material can be customized on request.

Enclosure colour

Window grey (RAL 7040)

Degree of protection

IP66

Ambient temperature

-60°C~+75°C

Type

Type Z, Type H

Connection thread

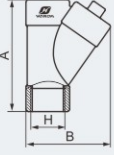
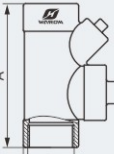
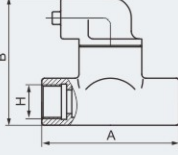
1. Metric thread is standard type; G thread or NPT thread is optional.
(The seal bushings are supplied without filling compound. Please specify when ordering)
2. Metric threads are 1.5mm pitch as standard, others thread pitch can be customized, please specify when ordering.

Zones 1&2; 21&22

Accessories for Installation

BAG Series Explosion-proof Seal Bushings

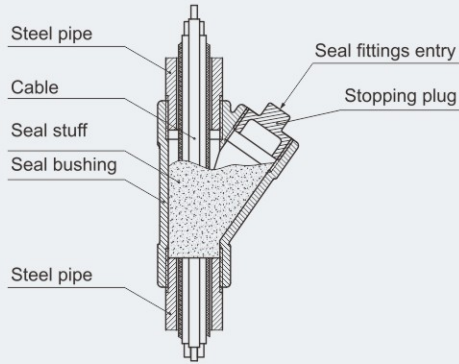
Selection table

Version	Female thread "H"			Dimensions (mm)		Cable outer diameter (mm)	Ordering code	Weight (kg)
	Metric	NPT	G	A	B			
 Type Z	M20	1/2"	1/2"	77	54	8~10	704001	0.10
	M25	3/4"	3/4"	87	65	10~14	704002	0.15
	M32	1"	1"	102	78	12~17	704003	0.20
 Type Z	M40	1 1/4"	1 1/4"	130	87	15~23	704004	0.35
	M50	1 1/2"	1 1/2"	130	92	17~26	704005	0.35
	M63	2"	2"	140	107	25~35	704006	0.50
 Type H	M20	1/2"	1/2"	74	95	8~10	704007	0.30
	M25	3/4"	3/4"	74	101	10~14	704008	0.30
	M32	1"	1"	74	107	12~17	704009	0.30
	M40	1 1/4"	1 1/4"	98	115	15~23	704010	0.35
	M50	1 1/2"	1 1/2"	98	134	17~26	704011	0.45
	M63	2"	2"	120	142	25~35	704012	0.55

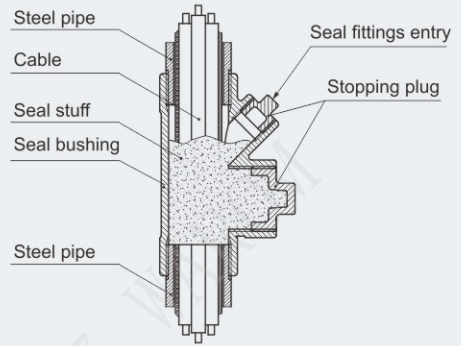


Accessories for Installation BAG Series Explosion-proof Seal Bushings

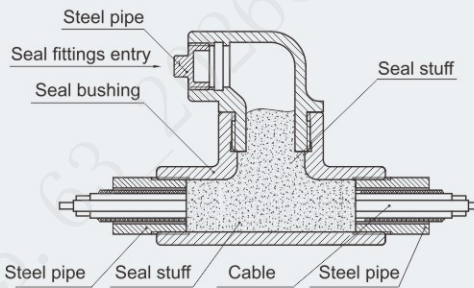
Schematic diagram



BAG-Z (Vertical type M20×1.5~M32×1.5)



BAG-Z (Vertical type M40×1.5~M63×1.5)



BAG-H (Horizontal type)

