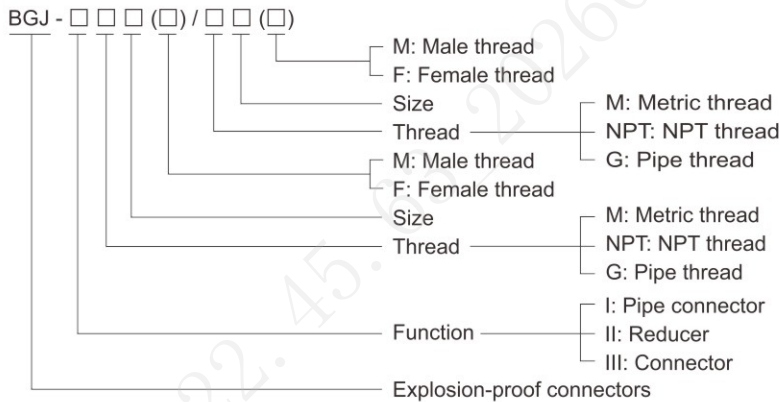


## Accessories for Installation BGJ Series Explosion-proof Connectors



- ◆ Explosion protection to
  - CENELEC
  - IEC
- ◆ Can be used in
  - Zone 1 and Zone 2
  - Zone 21 and Zone 22
- ◆ Available in nickel plated brass, stainless steel or galvanized carbon steel.

### ■ Catalogue number logic



### Technical data

#### Explosion-proof connectors

BGJ-□□□(□)/□□(□)

#### Explosion protection

Global (IECEX)  
Gas and dust

IECEX CQM 25.0029X  
Ex db IIC Gb  
Ex eb IIC Gb  
Ex tb IIIC Db

Europe (ATEX)  
Gas and dust

ACE25ATEX030X  
⊕ II 2 G Ex db IIC Gb  
⊕ II 2 G Ex eb IIC Gb  
⊕ II 2 D Ex tb IIIC Db

#### Certificates

#### Conformity to standards

EN 60079-0, EN 60079-1, EN 60079-7, EN 60079-31  
IEC 60079-0, IEC 60079-1, IEC 60079-7, IEC 60079-31

#### Material

#### Degree of protection

#### Ambient temperature

#### Type

#### Function

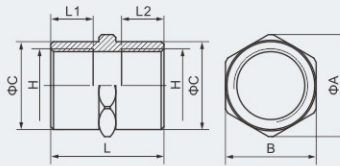
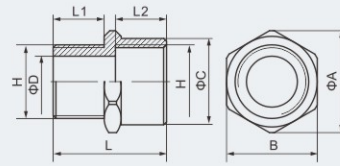
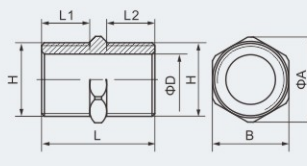
Nickel plated brass, stainless steel or galvanized carbon steel  
IP66  
-60°C~+100°C  
F/F, M/F or M/M  
Pipe connector, reducer, connector

## Zones 1&2; 21&22

## Accessories for Installation

### BGJ Series Explosion-proof Connectors

#### Selection table

Version	Female thread "H"			Dimensions (mm)							Ordering code	Weight (kg)
	Metric	NPT	G	A	B	C	D	L	L1	L2		
 BGJ-I□□(F)/□□(F)	M16	-	-	25	22	20		34	15	15	703079	0.10
	M20	1/2"	1/2"	30	27	25		34	15	15	703001	0.10
	M25	3/4"	3/4"	35	32	31		34	15	15	703002	0.10
	M32	1"	1"	42	38	37		44	19	19	703003	0.15
	M40	1 1/4"	1 1/4"	54	49	46		44	19	19	703004	0.25
	M50	1 1/2"	1 1/2"	60	55	54		44	19	19	703005	0.25
	M63	2"	2"	72	68	67		46	19	19	703006	0.35
	M75	2 1/2"	2 1/2"	88	83	81		46	19	19	703007	0.50
	M90	3"	3"	105	100	98		46	19	19	703008	0.65
	M110	4"	4"	130	125	123		46	19	19	703009	1.00
	M115	4"	4"	130	125	123		46	19	19	703080	1.00
 BGJ-I□□(M)/□□(F)	M16	-	-	25	22	20	10	36	15	17	703081	0.10
	M20	1/2"	1/2"	30	27	25	15	36	15	17	703010	0.10
	M25	3/4"	3/4"	35	32	31	18	36	15	17	703011	0.10
	M32	1"	1"	42	38	37	25	44	19	20	703012	0.15
	M40	1 1/4"	1 1/4"	54	49	46	32	44	19	20	703013	0.20
	M50	1 1/2"	1 1/2"	60	55	54	38	44	19	20	703014	0.25
	M63	2"	2"	72	68	67	50	46	19	21	703015	0.35
	M75	2 1/2"	2 1/2"	88	83	81	65	46	19	21	703016	0.50
	M90	3"	3"	105	100	98	75	46	19	21	703017	0.65
	M110	4"	4"	130	125	123	100	46	19	21	703018	1.00
	M115	4"	4"	130	125	123	100	46	19	21	703082	1.00
 BGJ-I□□(M)/□□(M)	M16	-	-	25	22		10	36	15	15	703083	0.05
	M20	1/2"	1/2"	30	27		15	36	15	15	703019	0.05
	M25	3/4"	3/4"	35	32		18	36	15	15	703020	0.10
	M32	1"	1"	42	38		25	46	19	19	703021	0.15
	M40	1 1/4"	1 1/4"	50	46		32	46	19	19	703022	0.25
	M50	1 1/2"	1 1/2"	60	55		38	46	19	19	703023	0.25
	M63	2"	2"	72	68		50	46	19	19	703024	0.35
	M75	2 1/2"	2 1/2"	88	83		65	46	19	19	703025	0.50
	M90	3"	3"	100	95		75	46	19	19	703026	0.65
	M110	4"	4"	127	122		100	46	19	19	703027	1.00
	M115	4"	4"	127	125		100	46	19	19	703084	1.00

**Note:** 1. Standard material is galvanized carbon steel. Nickel plated brass or stainless steel is optional.

Above weight is based upon galvanized carbon steel.

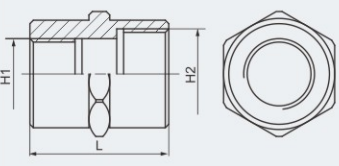
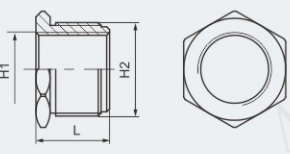
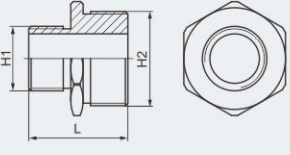
2. Metric threads are 1.5mm pitch as standard, others thread pitch can be customized, please specify when ordering.



## Accessories for Installation

### BGJ Series Explosion-proof Connectors

Selection table

Version	Female thread "H1"			Female thread "H2"			Dimensions (mm)	Ordering code	Weight (kg)
	Metric	NPT	G	Metric	NPT	G	L		
 BGJ-II□□(F)/□□(F)	M16	-	-	M20	1/2"	1/2"	36	703085	0.10
	M20	1/2"	1/2"	M25	3/4"	3/4"	36	703028	0.10
	M25	3/4"	3/4"	M32	1"	1"	38	703029	0.15
	M32	1"	1"	M40	1 1/4"	1 1/4"	44	703030	0.25
	M40	1 1/4"	1 1/4"	M50	1 1/2"	1 1/2"	44	703031	0.30
	M50	1 1/2"	1 1/2"	M63	2"	2"	44	703032	0.35
	M63	2"	2"	M75	2 1/2"	2 1/2"	44	703033	0.50
	M75	2 1/2"	2 1/2"	M90	3"	3"	44	703034	0.65
	M90	3"	3"	M110	4"	4"	44	703035	1.00
	M90	3"	3"	M115	4"	4"	44	703086	1.00
 BGJ-II□□(M)/□□(F)	M16	-	-	M20	1/2"	1/2"	21	703087	0.05
	M20	1/2"	1/2"	M25	3/4"	3/4"	21	703036	0.05
	M25	3/4"	3/4"	M32	1"	1"	25	703037	0.10
	M32	1"	1"	M40	1 1/4"	1 1/4"	25	703038	0.25
	M40	1 1/4"	1 1/4"	M50	1 1/2"	1 1/2"	25	703039	0.45
	M50	1 1/2"	1 1/2"	M63	2"	2"	25	703040	0.60
	M63	2"	2"	M75	2 1/2"	2 1/2"	25	703041	0.75
	M75	2 1/2"	2 1/2"	M90	3"	3"	25	703042	0.90
	M90	3"	3"	M110	4"	4"	25	703043	1.20
	M90	3"	3"	M115	4"	4"	25	703088	1.20
 BGJ-II□□(M)/□□(M)	M16	-	-	M20	1/2"	1/2"	36	703089	0.10
	M20	1/2"	1/2"	M25	3/4"	3/4"	36	703044	0.10
	M25	3/4"	3/4"	M32	1"	1"	40	703045	0.15
	M32	1"	1"	M40	1 1/4"	1 1/4"	46	703046	0.25
	M40	1 1/4"	1 1/4"	M50	1 1/2"	1 1/2"	46	703047	0.25
	M50	1 1/2"	1 1/2"	M63	2"	2"	46	703048	0.35
	M63	2"	2"	M75	2 1/2"	2 1/2"	46	703049	0.50
	M75	2 1/2"	2 1/2"	M90	3"	3"	46	703050	0.65
	M90	3"	3"	M110	4"	4"	46	703051	1.00
	M90	3"	3"	M115	4"	4"	46	703090	1.00

**Note:** 1. Standard material is galvanized carbon steel. Nickel plated brass or stainless steel is optional.

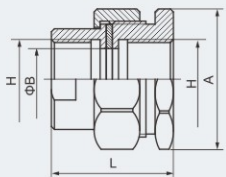
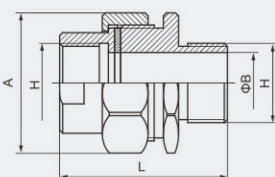
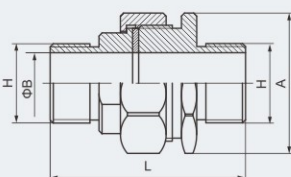
Above weight is based upon galvanized carbon steel.

2. Metric threads are 1.5mm pitch as standard, others thread pitch can be customized, please specify when ordering.

## Accessories for Installation

### BGJ Series Explosion-proof Connectors

Selection table

Version	Female thread "H"			Dimensions (mm)			Ordering code	Weight (kg)
	Metric	NPT	G	A	B	L		
 BGJ- III□□(F)/□□(F)	M20	1/2"	1/2"	37	15	40	703052	0.15
	M25	3/4"	3/4"	42	20	40	703053	0.25
	M32	1"	1"	48	25	46	703054	0.35
	M40	1 1/4"	1 1/4"	65	32	46	703055	0.50
	M50	1 1/2"	1 1/2"	70	38	46	703056	0.50
	M63	2"	2"	85	50	52	703057	0.85
	M75	2 1/2"	2 1/2"	108	65	52	703058	1.25
	M90	3"	3"	115	76	57	703059	1.70
	M110	4"	4"	145	100	57	703060	2.20
 BGJ- III□□(M)/□□(F)	M20	1/2"	1/2"	37	15	55	703061	0.20
	M25	3/4"	3/4"	42	20	55	703062	0.30
	M32	1"	1"	48	25	64	703063	0.45
	M40	1 1/4"	1 1/4"	65	32	64	703064	0.60
	M50	1 1/2"	1 1/2"	70	38	64	703065	0.65
	M63	2"	2"	85	50	73	703066	1.05
	M75	2 1/2"	2 1/2"	110	102	73	703067	1.45
	M90	3"	3"	115	110	81	703068	1.55
	M110	4"	4"	145	140	81	703069	2.00
 BGJ- III□□(M)/□□(M)	M20	1/2"	1/2"	37	15	64	703070	0.20
	M25	3/4"	3/4"	42	20	64	703071	0.30
	M32	1"	1"	48	25	74	703072	0.45
	M40	1 1/4"	1 1/4"	65	32	74	703073	0.70
	M50	1 1/2"	1 1/2"	70	38	74	703074	0.75
	M63	2"	2"	85	50	84	703075	1.20
	M75	2 1/2"	2 1/2"	110	102	84	703076	1.60
	M90	3"	3"	115	110	94	703077	2.05
	M110	4"	4"	145	140	94	703078	2.55



**Note:** 1. Standard material is galvanized carbon steel. Nickel plated brass or stainless steel is optional.  
Above weight is based upon galvanized carbon steel.

2. Metric threads are 1.5mm pitch as standard, others thread pitch can be customized, please specify when ordering.