

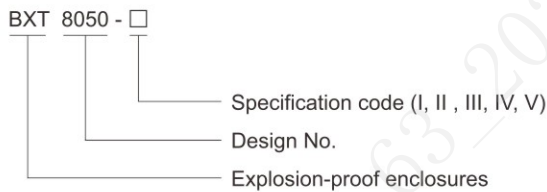
Empty Enclosures

BXT8050 Series Explosion-proof Enclosures (Ex e)



- ◆ Explosion protection to
 - CENELEC
 - IEC
 - NEC
- ◆ Can be used in
 - Zone 1 and Zone 2
 - Class I, Zone 1 and Zone 2
 - Class I, Division 2, Groups A , B, C, D
- ◆ Increased-safety enclosure (Ex e) in GRP; 5 versions.
- ◆ Cable entries can be drilled and components can be installed by user on request.
- ◆ Safety shall be considered when installing components according to related electrical standards.
- ◆ Special requirements on request.

■ Catalogue number logic



Technical data

Explosion-proof enclosures

BXT8050-□

Explosion protection

Europe (ATEX)

LCIE 09 ATEX 3095U

Gas

⊕ II 2 G Ex e II

Certificates

ATEX

Conformity to standards

EN 60079-0, EN 60079-7

IEC 60079-0, IEC 60079-7

Degree of protection

IP54

Ambient temperature

-20°C~+60°C

Enclosure material

GRP (glass fibre-reinforced polyester resin)

Exposed fastener

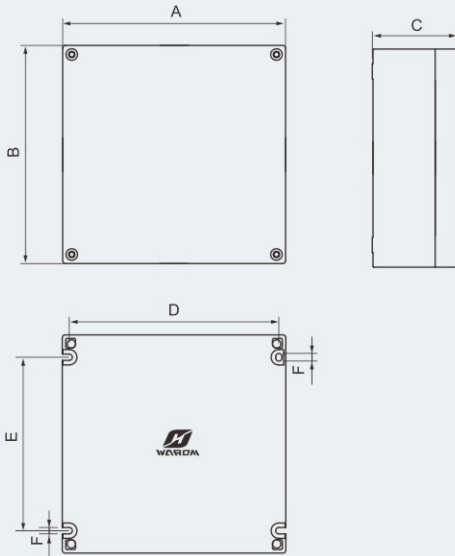
Stainless steel

Zones 1&2

Empty Enclosures

BXT8050 Series Explosion-proof Enclosures (Ex e)

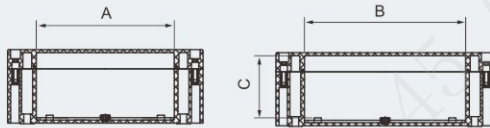
Selection table of BXT8050 series explosion-proof enclosures (all dimensions in mm)



Outline & Installation

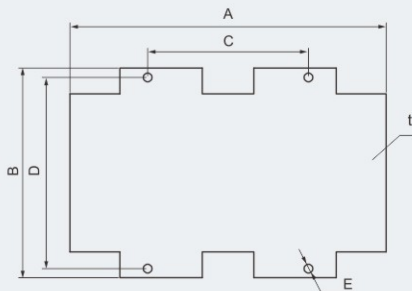
Version	Outline dimensions			Installation dimensions		
	A	B	C	D	E	F
BXT8050-I	110	139	98	96	91	6.5
BXT8050-II	130	220	109	116	172	6.5
BXT8050-III	179	260	121	163	200	7
BXT8050-IV	220	360	121	200	296	9
BXT8050-V	360	360	121	340	296	9

Internal



Version	Dimensions			Weight (kg)
	A	B	C	
BXT8050-I	104	104	63	1.20
BXT8050-II	148	94	90	1.30
BXT8050-III	130	174	102	2.10
BXT8050-IV	169	266	102	3.25
BXT8050-V	266	309	102	4.25

Mounting plate



Version	Dimensions					
	A	B	C	D	E	t
BXT8050-I	-	-	-	-	-	-
BXT8050-II	204	114	190	-	Φ7	2
BXT8050-III	240	159	122	145	Φ7	2
BXT8050-IV	322	188	282	142	Φ7	2
BXT8050-V	332	316	282	282	Φ7	2

