

## Light Fittings for Fluorescent Lamp

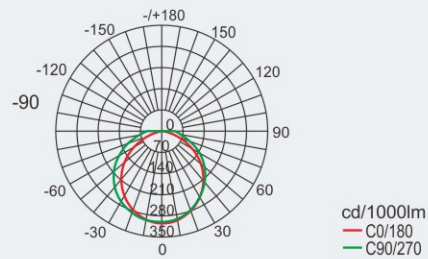
### BAY51-D Series Explosion-proof Light Fittings

#### Photometric data

##### BAY51-D-18x2□、BAY51-D-14x2□

Lamp power (W)	Rated luminous flux (Lamp tube)	Luminaire efficiency
T8 18 x 2	2600lm	65%

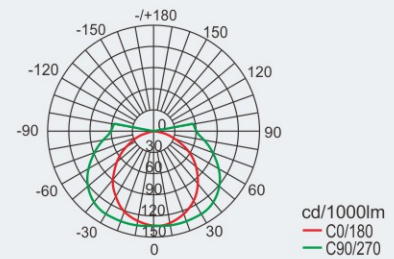
(with external reflector)



##### BAY51-D-18x2□、BAY51-D-14x2□

Lamp power (W)	Rated luminous flux (Lamp tube)	Luminaire efficiency
T8 18 x 2	2600lm	65%

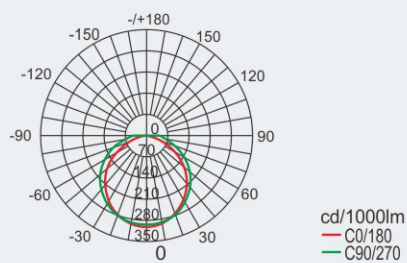
(without external reflector)



##### BAY51-D-36x2□□、BAY51-D-28x2□

Lamp power (W)	Rated luminous flux (Lamp tube)	Luminaire efficiency
T8 36 x 2	6500lm	65%

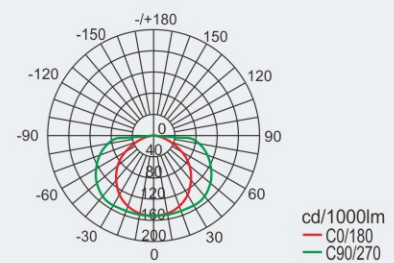
(with external reflector)



##### BAY51-D-36x2□□、BAY51-D-28x2□

Lamp power (W)	Rated luminous flux (Lamp tube)	Luminaire efficiency
T8 36 x 2	6500lm	65%

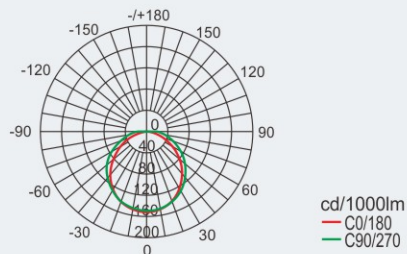
(without external reflector)



##### BAY51-D-58x2□□、BAY51-D-35x2□

Lamp power (W)	Rated luminous flux (Lamp tube)	Luminaire efficiency
T8 58 x 2	10000lm	65%

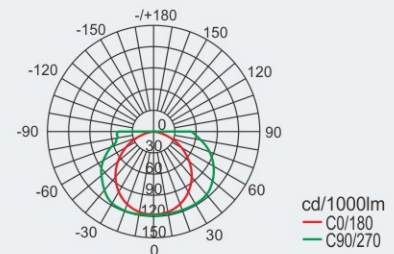
(with external reflector)



##### BAY51-D-58x2□□、BAY51-D-35x2□

Lamp power (W)	Rated luminous flux (Lamp tube)	Luminaire efficiency
T8 58 x 2	10000lm	65%

(without external reflector)



We can provide lighting design and data by professional lighting software DIALUX based upon simulated site situation on request.

## Light Fittings for Fluorescent Lamp

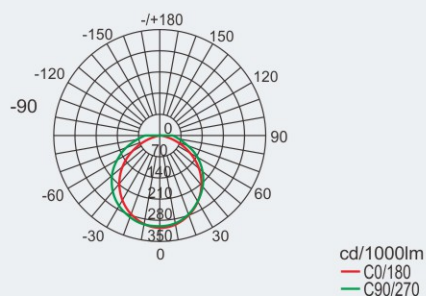
### BAY51-D Series Explosion-proof Light Fittings

**Photometric data** Note: LED luminous flux is from the standard product of which colour temperature is 5000K

#### BAY51-D-LED 9x2□

Lamp power (W)	Luminous flux	Wattage
LED 9 x 2	1999lm	19W

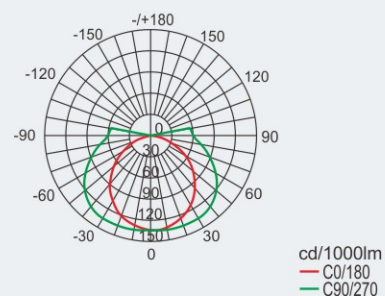
(with external reflector)



#### BAY51-D-LED 9x2□

Lamp power (W)	Luminous flux	Wattage
LED 9 x 2	1999lm	19W

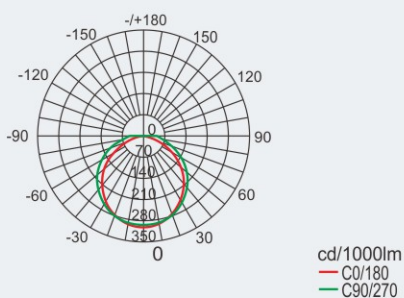
(without external reflector)



#### BAY51-D-LED 18x2□□

Lamp power (W)	Luminous flux	Wattage
LED 18 x 2	3920lm	36W

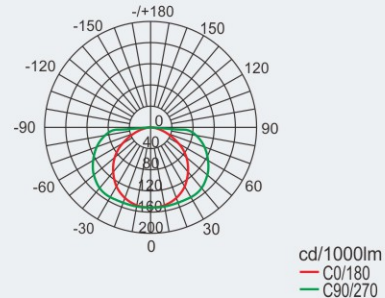
(with external reflector)



#### BAY51-D-LED 18x2□□

Lamp power (W)	Luminous flux	Wattage
LED 18 x 2	3920lm	36W

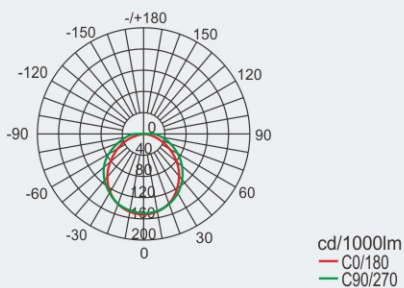
(without external reflector)



#### BAY51-D-LED 28x2□□

Lamp power (W)	Luminous flux	Wattage
LED 28 x 2	5900lm	56W

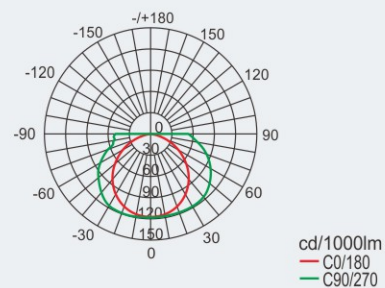
(with external reflector)



#### BAY51-D-LED 28x2□□

Lamp power (W)	Luminous flux	Wattage
LED 28 x 2	5900lm	56W

(without external reflector)



We can provide lighting design and data by professional lighting software DIALUX based upon simulated site situation on request.