

CCY□7-L LED舱顶灯(C型)

CCY□7-L
LED Pendant Light (Type C)

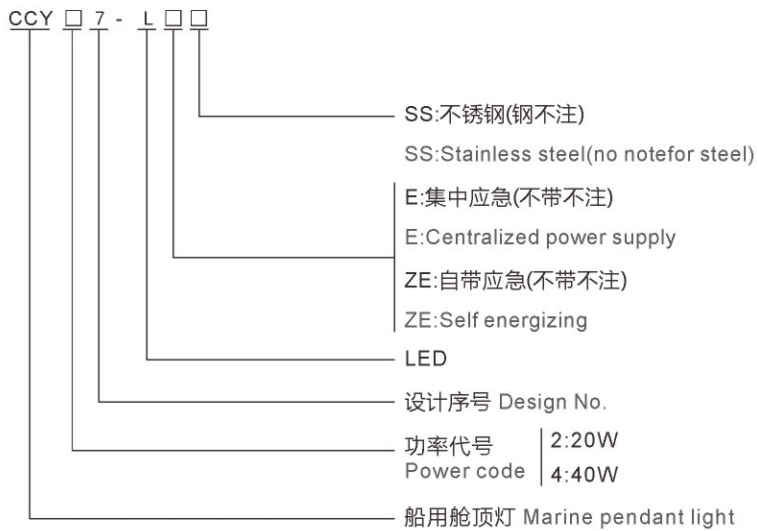


应用场所 Application

- 适用于甲板、车间、机舱、仓库、走道及相应区域。
- Deck, workshop, engine room, stores, passage and other relevant areas.

B

型号含义 Catalogue number logic



CCY□7-L LED舱顶灯(C型)

CCY□7-L LED Pendant Light (Type C)

灯体 Housing

- 优质钢板，表面喷白色塑粉
- High-quality steel plate with white plastic powder sprayed on the surface

透明罩 Transparent cover

- PC材质
- PC material

安装方式 Mounting

- 使用4个Φ10mm可安装孔位固定
- Fix by means 4×Φ10mm mounting holes

M: LED 模组(标准配置)

LED module (Standard specifications)

- 恒流恒压驱动电源，宽电压输入
- 恒流源：100V~240V AC 50/60Hz
- 应急控制器：230V±10% AC 50/60Hz
- Constant current constant voltage drive power, wide voltage input
- Constant-current source: 100V~240V AC 50/60Hz
- Emergency controller: 230V±10% AC 50/60Hz

可选配件 Options

- ZE：自带电源应急90分钟
- E：集中电源应急
- SS：不锈钢灯体
- T：LED灯管
- ZE: Self-contained power supply, emergency light operation time 90 minutes
- E: Centralized power supply for emergency
- SS: Stainless steel housing
- T: LED Tubes (Double-Ended)

T: LED灯管(选配)

LED tube (Optional)

- LED灯管：T8 LED灯管(双端)
- 应急控制器：220V~240V AC 50/60Hz
- LED Tubes: T8 LED Tubes (Double-Ended)
- Emergency controllers: 220V~240V AC 50/60Hz

选配表 Selection table

型号 Type	额定电压(V) Rated voltage	光源类型 Light source	额定功率(W) Rated power	光通量(lm) Luminous flux	重量(kg) Weight
CCY27-L	220V~240V AC 50/60Hz 110V/120V AC 60Hz	LED灯管 LED tube	10W×2	2300	3.6
		LED 模组 LED module	20W	2500	3.6
CCY47-L		LED灯管 LED tube	20W×2	4600	5.7
		LED 模组 LED module	40W	4800	5.7

- ZE: 自带电源应急90分钟 Self-contained power supply, emergency light operation time 90 minutes
- E: 集中电源应急(DC24V/3W) Centralized power supply for emergency

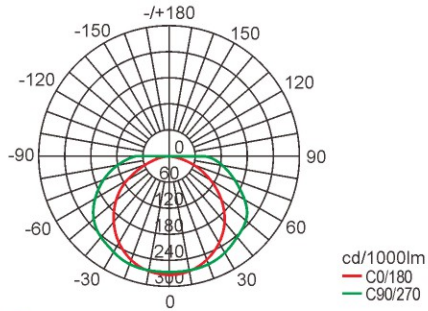
技术参数 Technical parameters

执行标准 Conformity to standards	IEC 60598 , IEC 60092-306 , CCS 入级规范 (CCS standard)
环境温度 Ambient temperature	-40℃~+55℃
光源类型 Light source	LED 模组/LED 灯管(选配) LED module/LED tube (Optional)
色温 Color temperature	LED 模组LED module : 6500K±250K (3000K、4000K可选 Optional) LED 灯管LED tube : 6500K±250K
显色指数 Color rendering index	Ra≥80
防护等级 Degree of protection	IP66、IP67(可选 Optional)
电缆引入口 Cable entris	4×Φ25.5孔，配2×M25×1.5格兰(塑料)，2×Φ25密封塞，适用于Φ9~Φ16mm电缆 4×Φ25.5 hole, with 2×M25×1.5 gland (Plastic), 2×Φ25 stopping plug, suitable for Φ9~Φ16mm cable
接线端子 Terminal	1.5~4mm ²

配光曲线 Light distribution curve

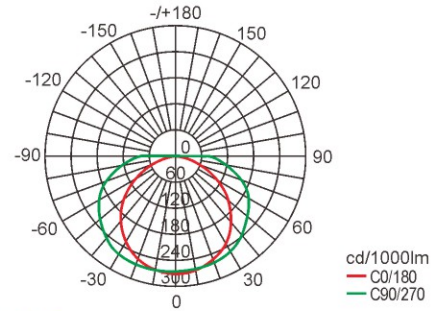
■ CCY27-L LED 20

灯具功率 Lamp power	光通量 Luminous flux
20W	2500lm



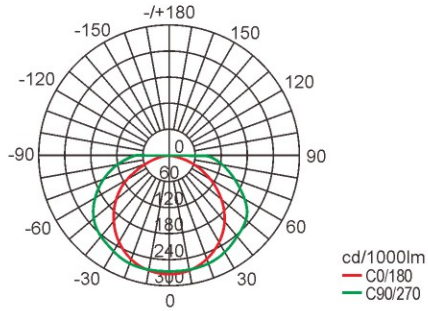
■ CCY27-L LED 10×2

灯具功率 Lamp power	光通量 Luminous flux
10W×2	2300lm



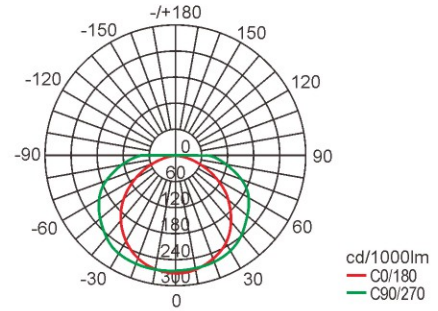
■ CCY47-L LED 40

灯具功率 Lamp power	光通量 Luminous flux
40W	4800lm

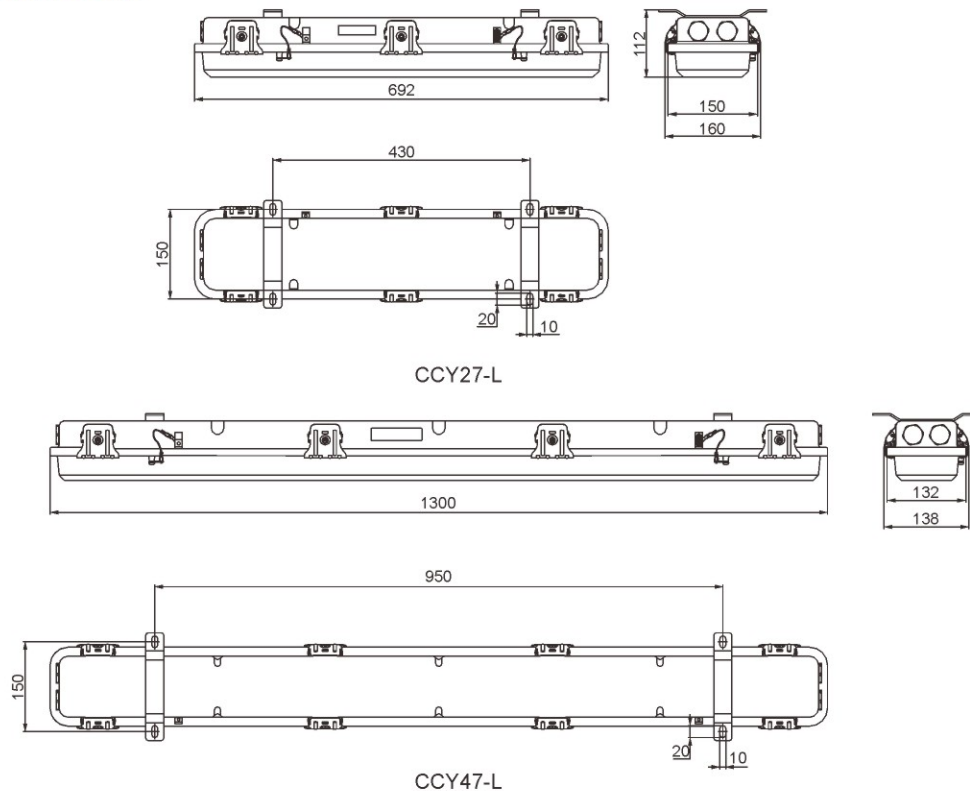


■ CCY47-L LED 20×2

灯具功率 Lamp power	光通量 Luminous flux
20W×2	4600lm



外形尺寸 Outline dimension



B