

HR Y51-G/P 防爆蓬顶灯(模组式)

HR Y51-G/P
Explosion-proof Ceiling Light (Module type)



应用场所 Application

- 广泛应用于海洋工程各类作业平台、各类化学品、天然气运输船、危险品码头等危险区域作工作及场景照明之用；
- 可在潮湿、振动、腐蚀等恶劣环境中可靠工作；
- 适用于爆炸性危险环境1区、2区、21区、22区等场所。
- Widely used for the illumination on various marine platforms, chemical tankers, LNG ships and hazardous cargo wharfs, etc..
- Can reliably work in severe environment exposed in moisture, vibration or corrosion;
- Explosive hazardous atmosphere Zone 1, Zone 2, Zone 21, Zone 22.

型号含义 Catalogue number logic



C

HRY51-G/P 防爆蓬顶灯(模组式)

HRY51-G/P Explosion-proof Ceiling Light (Module type)

灯体 Housing

- 镀锌钢或不锈钢，表面喷塑
- Galvanized steel or Stainless steel, powder coated surface

透明罩 Transparent cover

- 聚碳酸酯，抗4J冲击
- Polycarbonate, stands 4J impact

电气 Electric

- 恒流恒压驱动电源，宽电压输入
- Constant current constant voltage drive power, wide voltage input

带应急参数(J) Data for light with emergency function

- 应急时间≥90min
- Emergency lighting time ≥90 min

选配表 Selection table

型号 Type	额定电压(V) Rated voltage	额定功率(W) Rated power	光通量(lm) Luminous flux	重量(kg) Weight
HRY51-G/P LED 20	100V~277V AC 50/60Hz	20W	1760	7.3
HRY51-G/P LED 40		40W	3200	8.2
HRY51-G/P LED 20J		20W	1760	7.8
HRY51-G/P LED 40J		40W	3200	8.5

- 灯具出厂时配防爆堵头，若用户需要防爆电缆夹紧密封接头，请注明。
- The light fitting is supplied with Ex type stopping plug and Ex cable gland is on request.

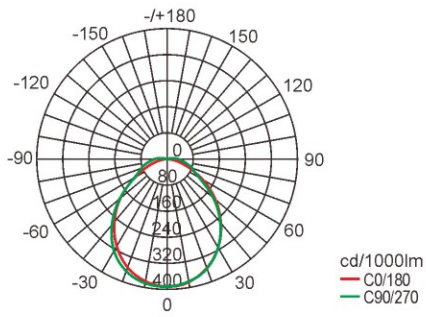
技术参数 Technical parameters

执行标准 Conformity to standards	IEC 60079, EN 60079, GB/T 3836, CCS 入级规范 (CCS standard)	
防爆标志 Ex-Mark	GB	Ex db eb mb IIC T6 Gb Ex tb IIIC T80°C Db
	IECEX	Ex db eb mb IIC T6 Gb Ex tb IIIC T80°C Db
	ATEX	Ⓔ II 2G Ex db eb mb IIC T6 Gb Ⓔ II 2D Ex tb IIIC T80°C Db
环境温度 Ambient temperature	-40°C~+60°C	
光源类型 Light source	防爆LED模组 Explosion-proof LED module	
色温 Color temperature	5000K±250K (3000K、4000K可选 Optional)	
显色指数 Color rendering index	Ra≥80	
防护等级 Degree of protection	IP54	
防腐等级 Corrosion-proof	WF2	
电缆引入口 Cable entris	4×Φ25.5孔，配4×M25×1.5堵头(黄铜镀镍)，两端或底部可选，推荐配2×M25×1.5格兰(黄铜镀镍) DQM-II/III Ex eb，适用于Φ12.5~Φ20.5mm电缆 4×Φ25.5 hole, with 4×M25×1.5 plug (Nickel plated brass), Optional at both ends or bottom, 2×M25×1.5 gland (Nickel plated brass) DQM-II/III Ex eb is recommended, suitable for Φ12.5~Φ20.5mm cable	
接线端子 Terminal	1.5~4mm ²	

配光曲线 Light distribution curve

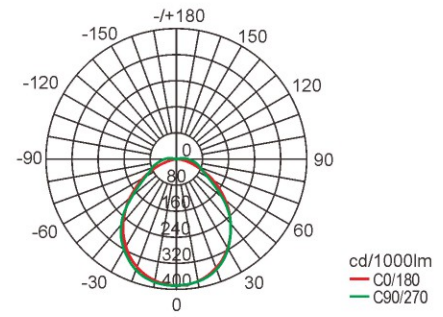
■ HRY51-G/P LED 20□□

灯具功率 Lamp power	光通量 Luminous flux
20W	1760lm

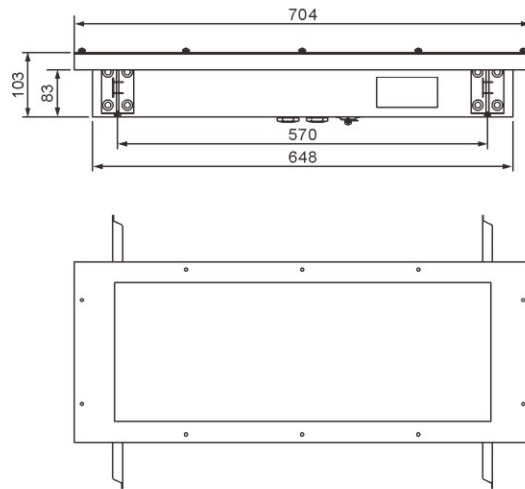


■ HRY51-G/P LED 40□□

灯具功率 Lamp power	光通量 Luminous flux
40W	3200lm



外形尺寸及安装方式举例 Outline dimension and mounting type



20W, 40W

