


HRY92 隔爆型LED线性灯

HRY92 Flameproof LED Linear Light



应用场所 Application

- 广泛应用于海洋工程各类作业平台、各类化学品、天然气运输船、危险品码头等危险区域作工作及场景照明之用；
- 可在潮湿、振动、腐蚀等恶劣环境中可靠工作；
- 适用于爆炸性危险环境1区、2区、21区、22区等场所。
- Widely used for the illumination on various marine platforms, chemical tankers, LNG ships and hazardous cargo wharfs, etc..
- Can reliably work in severe environment exposed in moisture, vibration or corrosion;
- Explosive hazardous atmosphere Zone 1, Zone 2, Zone 21, Zone 22.

型号含义 Catalogue number logic



灯体 Housing

- 优质海工铝合金，表面喷塑
- High quality maritime aluminum alloy, powder coated surface

透明罩 Transparent cover

- 聚碳酸酯，抗4J冲击
- Polycarbonate, stands 4J impact

带应急参数(J) Data for light with emergency function

- 双管应急，应急时间≥90min
- Double tube emergency, emergency lighting time ≥90 min

电气 Electric

- 恒流恒压驱动电源，宽电压输入
- 恒流源：187V~264V AC 50/60Hz
- 应急控制器：176V~264V AC 50/60Hz
- Constant current constant voltage drive power, wide voltage input
- Constant-current source: 187V~264V AC 50/60Hz
- Emergency controller: 176V~264V AC 50/60Hz

选配表 Selection table

型号 Type	额定电压(V) Rated voltage	额定功率(W) Rated power	光通量(lm) Luminous flux	重量(kg) Weight
HRY92-20	220V/230V AC 50/60Hz	20W	1750	4.2
HRY92-40		40W	3600	4.2
HRY92-60		60W	4760	5.7
HRY92-20J		20W	1750	4.6
HRY92-40J		40W	3600	4.6
HRY92-60J		60W	4760	6.1

- 灯具出厂时配防爆堵头，若用户需要防爆电缆夹紧密接头，请注明。
- The light fitting is supplied with Ex type stopping plug and Ex cable gland is on request.

技术参数 Technical parameters

执行标准 Conformity to standards	IEC 60079, EN 60079, GB/T 3836, CCS 入级规范 (CCS standard)
防爆标志 Ex-Mark GB	Ex db IIC T6 Gb Ex tb IIIC T80°C Db
环境温度 Ambient temperature	-40°C~+55°C
光源类型 Light source	LED 模组 LED module
色温 Color temperature	5000K±250K (3000K、4000K可选 Optional)
显色指数 Color rendering index	Ra≥80
防护等级 Degree of protection	IP66
防腐等级 Corrosion-proof	WF2
电缆引入口 Cable entris	2×M25×1.5堵头(铝合金)，推荐配2×M25×1.5格兰(黄铜镀镍) DQM-II/III Ex db，适用于Φ12.5~Φ20.5mm电缆 2×M25×1.5 plug (Aluminum alloy), 2×M25×1.5 gland (Nickel plated brass) DQM-II/III Ex db is recommended, suitable for Φ12.5~Φ20.5mm cable
接线端子 Terminal	1.5~4mm ²

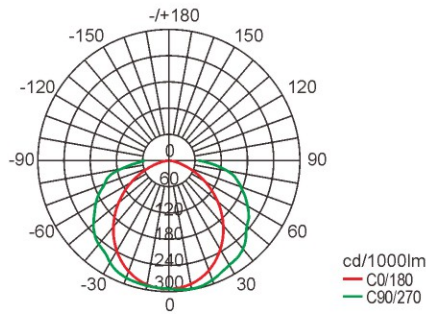
HRY92 隔爆型LED线性灯

HRY92 Flameproof LED Linear Light

配光曲线 Light distribution curve

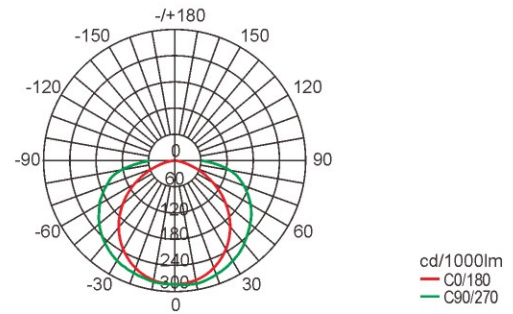
■ HRY92-20□□

灯具功率 Lamp power	光通量 Luminous flux
20W	1750lm



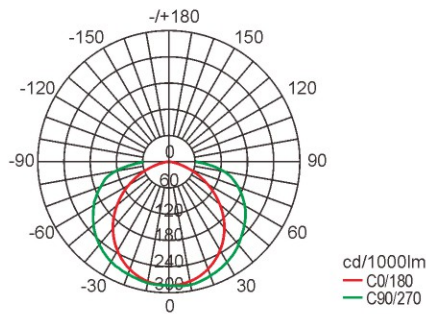
■ HRY92-40□□

灯具功率 Lamp power	光通量 Luminous flux
40W	3600lm




■ HRY92-60□□


灯具功率 Lamp power	光通量 Luminous flux
60W	4760lm




外形尺寸及安装方式举例 Outline dimension and mounting type



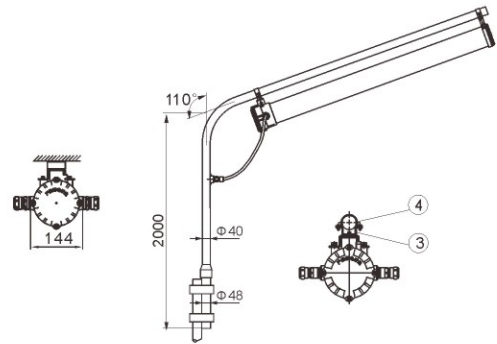
20W, 40W



60W



X: 吸顶式 Ceiling type



护栏式(h)
Fence type(h)

安装配件及备件表 Mounting Accessories & Spare Parts Table

安装方式 Mounting type	配件 Accessories			重量 (kg) Weight
	名称 Name	数量 Qty	外形图 Illustration	
吸顶式 Celing type	①.安装脚 Mounting feet	1		0.08
	②.合页 Hinge	1		0.05
护栏式 Fence type	③.安装架 Mounting frame	2		0.04
	④.G1 1/4"管夹 Pipe clamp	2		0.04

C