

TD1 筒灯

TD1 Downlight



A型 Type A



B型 Type B

应用场所 Application

- 适用于休息室，居所及相应区域。
- Resting room, accommodation and other relevant areas.

型号含义 Catalogue number logic



灯体 Housing

- A型：优质海工铝合金，表面喷塑粉
- B型：优质钢板，表面喷白色塑粉
- Type A: High quality maritime aluminum alloy, powder coated surface
- Type B: High-quality steel plate with white plastic powder sprayed on the surface

安装方式 Mounting

- A型：用2个弹簧扣固定
- B型：使用3个Φ5mm的安装孔位来固定
- Type A: Secured with two spring clips
- Type B: Fix by means of 3×Φ5mm mounting holes

透明罩 Transparent cover

- PC

可选配件 Options

- ZE：自带电源应急90分钟
- ZE: Self-contained power supply, emergency light operation time 90 minutes

电气 Electric

- 恒流恒压驱动电源，宽电压输入 220V~240V AC 50/60Hz
- Constant current constant voltage driving power, wide voltage input 220V~240V AC 50/60Hz

选配表 Selection table

型号 Type	额定电压(V) Rated voltage	光源类型 Light source	额定功率(W) Rated power	光通量(lm) Luminous flux	壳体类型 Enclosure type	重量(kg) Weight
TD1-9□A	220V~240V AC 50/60Hz 110V/120V AC 60Hz	LED	9W	908	A型 Type A	0.66
TD1-15□A			15W	1490		0.89
TD1-9□B			9W	1320	B型 Type B	1.3
TD1-12□B			12W	1700		

- ZE: 自带电源应急90分钟 Self-contained power supply, emergency light operation time 90 minutes

技术参数 Technical parameters

执行标准 Conformity to standards	IEC 60598 , IEC 60092-306 , CCS 入级规范 (CCS standard)	
壳体类型 Enclosure type	A型 Type A	B型 Type B
环境温度 Ambient temperature	-40℃~+55℃	
光源类型 Light source	LED 模组 LED module	
色温 Color temperature	3000K/6000K	4000K±250K (3000K、5000K可选 Optional)
显色指数 Color rendering index	Ra≥80	
防护等级 Degree of protection	IP44	
电缆引入口 Cable entries	适用于Φ10~Φ12mm电缆 Suitable for Φ8~Φ12mm cable	2×M20×1.5格兰(黄铜镀镍), 适用于Φ8~Φ12mm电缆 2×M20×1.5 gland (Nickel plating of brass), suitable for Φ8~Φ12mm cable
接线端子 Terminal	1.5~4mm ²	

A

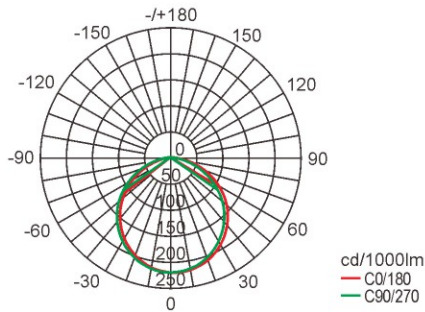
TD1筒灯

TD1 Downlight

配光曲线 Light distribution curve

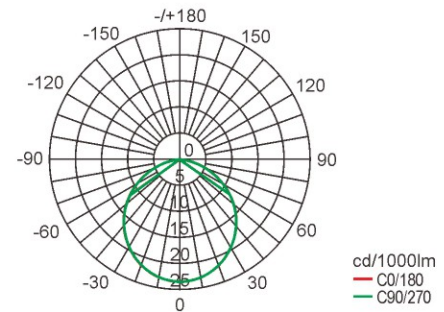
TD1-9A

灯具功率 Lamp power	光通量 Luminous flux
9W	908lm



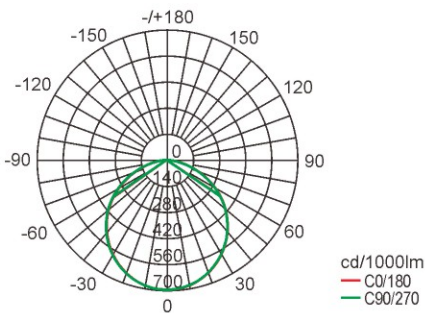
TD1-9B

灯具功率 Lamp power	光通量 Luminous flux
9W	1320lm



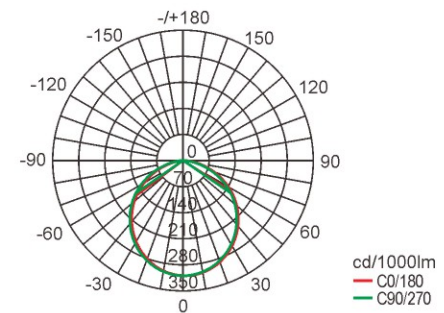
TD1-15A

灯具功率 Lamp power	光通量 Luminous flux
15W	1490lm



TD1-12B

灯具功率 Lamp power	光通量 Luminous flux
12W	1700lm



外形尺寸 Outline dimension

