


CCY26-L LED舱顶灯

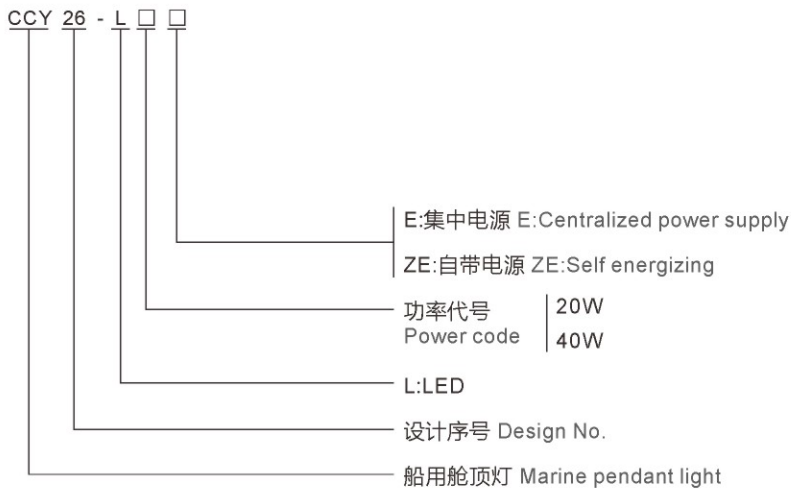
CCY26-L
LED Pendant Light



应用场所 Application

- 适用于甲板、车间、机舱、仓库、走道及相应区域。
- Deck, workshop, engine room, stores, passage and other relevant areas.

型号含义 Catalogue number logic



灯体 Housing

- 优质海工铝合金，表面喷塑
- High quality maritime aluminum alloy, powder coated surface

电气 Electric

- 恒流恒压驱动电源，宽电压输入
- Constant current constant voltage drive power, wide voltage input

透明罩 Transparent cover

- 聚碳酸酯，抗4J冲击
- Polycarbonate, stands 4J impact

带应急参数(J) Data for light with emergency function

- 应急时间≥90min
- Emergency time ≥90 min

选配表 Selection table

型号 Type	额定电压(V) Rated voltage	光源类型 Light source	额定功率(W) Rated power	光通量(lm) Luminous flux	重量(kg) Weight
CCY26-L	220V~240V AC 50/60Hz 110V/120V AC 60Hz	LED 模组 LED module	20W	2500	2.9
		LED 模组 LED module	40W	4800	4.7

B

技术参数 Technical parameters

执行标准 Conformity to standards	IEC 60079, EN 60079, GB/T 3836, CCS 入级规范 (CCS standard)
环境温度 Ambient temperature	-40°C~+60°C
光源类型 Light source	LED 模组 LED module
色温 Color temperature	5000K±250K (3000K、4000K可选 Optional)
显色指数 Color rendering index	Ra≥80
防护等级 Degree of protection	IP66
防腐等级 Corrosion-proof	WF2
电缆引入口 Cable entries	2×M25×1.5堵头(铝合金), 推荐配2×M25×1.5格兰(黄铜镀镍)FQM-III, 适用于Φ12~Φ18mm电缆 2×M25×1.5 plug (Aluminum alloy), 2×M25×1.5 gland (Nickel plated brass) FQM-III is recommended, suitable for Φ12~Φ18mm cable
接线端子 Terminal	1.5~4mm ²

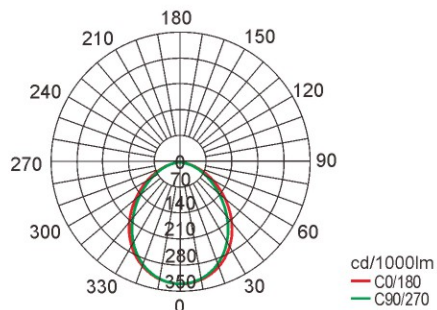
CCY26-L LED舱顶灯

CCY26-L LED Pendant Light

配光曲线 Light distribution curve

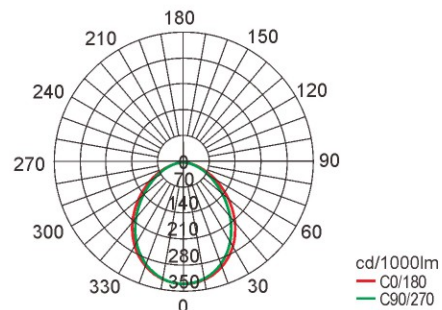
CCY26-L LED 20

灯具功率 Lamp power	光通量 Luminous flux
20W	2500lm

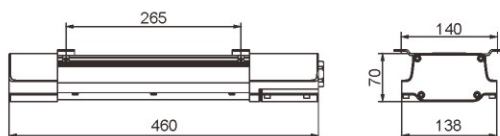


CCY26-L LED 40

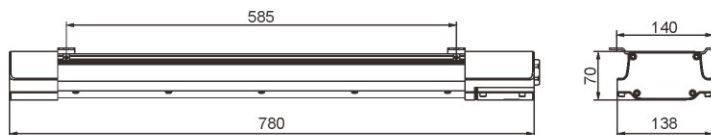
灯具功率 Lamp power	光通量 Luminous flux
40W	4800lm



外形尺寸 Outline dimension



20W



20WJ、40W、40WJ